

**CAPITAL RESPONSIBLE FUND R**

Fund Benchmark: 25% Stoxx 50 NR; 32% ICE BofAML Euro  
Broad Market; 43% ICE BofAML Euro Treasury Bill  
Fund Category: Blend Europe



**Investment Objective**

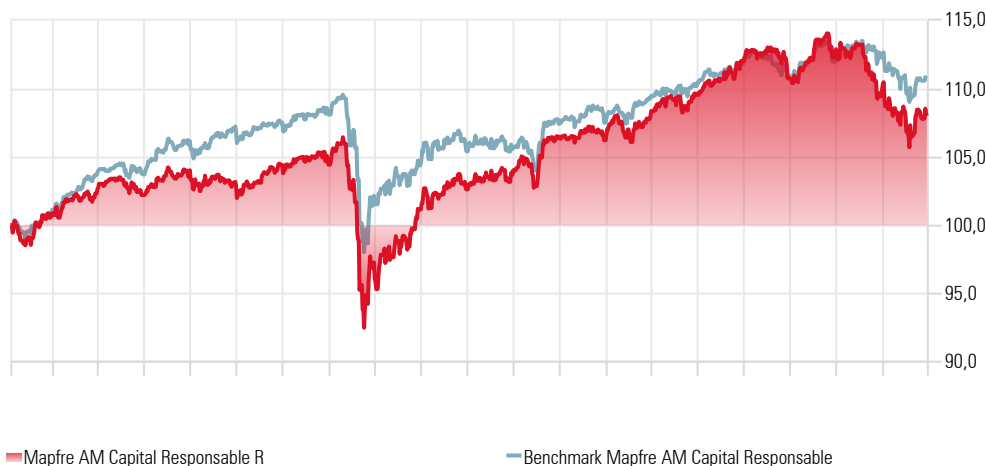
The fund seeks to strike a balance between the preservation of capital and long-term growth, through the construction and management of a balanced portfolio of European stocks and bonds. The investment process incorporates a framework that analyzes the social and environmental impact of the entities when considered as an investment. In particular, the governance of corporate is examined as an important indicator. The objective is to favor those companies and entities that have a strategy focused on following social, environmental and governance criteria (ESG), under the assumption that these entities grant a more adequate risk profitability profile. Accordingly, the fund will be considered an ESG investment.

The fund will invest a maximum of 50% of its assets in equities. Up to a maximum of 70% of the fund assets may be invested in debt instruments issued by EU Member States or Supranational Entities with at least an investment grade rating and complying with SRI criteria. This investment may not be suitable for investors who plan to withdraw their money in less than 5 years.

**Portfolio Ratios**

P/E	22,30
Debt to Capital	30,42%
ROE	22,02%
Effective Duration (%)	2,53
Average Credit Quality	A
Tracking Error 3 Yrs (%)	2,43

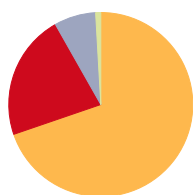
**Performance (since inception)**



	2019	2020	2021	YTD	1 Month	3 Months	6 Months	1 Year	2 Years	3 Years
Mapfre AM Capital Responsible R	5,58	2,03	6,02	-4,59	-0,63	-4,59	-2,52	0,08	5,38	1,81
Benchmark Mapfre AM Capital Responsible	8,24	0,18	4,90	-2,22	-0,08	-2,22	-0,19	1,30	4,11	2,21

**Portfolio Date: 31/03/2022**

**Asset Allocation (net)**

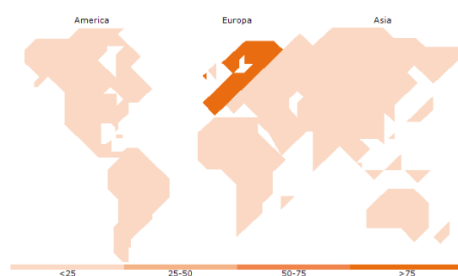


	%
• Bond	69,7
• Stock	22,0
• Cash	7,3
• Other	0,9

**Morningstar Equity Style Box**

	Value	Blend	Growth	Market Cap	%
Large	7,2	17,8	55,0	Market Cap Giant %	36,6
	0,0	5,1	13,0	Market Cap Large %	43,3
Mid	2,0	0,0	0,0	Market Cap Mid %	18,1
Small	0,0	0,0	0,0	Market Cap Small %	2,0
				Market Cap Micro %	0,0

**Equity Region Exposure**



**Top Holdings**

Asset Name	%
Italy (Republic Of) 0%	4,41
France (Republic Of) 0.1%	3,87
Italy (Republic Of) 0%	3,63
France (Republic Of) 1%	3,34
Italy (Republic Of) 0%	3,03
Spain (Kingdom of) 0%	2,48
Italy (Republic Of) 0%	2,31
France (Republic Of) 0%	2,29
Italy (Republic Of) 0%	2,20
Spain (Kingdom of) 0%	2,20
% Asset in Top 10 Holdings	20,78
Number of Stock Holdings	34

**Equity Sector Exposure %**

	Weight
Equity Econ Super Sector Cyclical %	25,31
Equity Econ Super Sector Sensitive %	54,79
Equity Econ Super Sector Defensive %	19,90
<b>Fixed Income Exposure %</b>	
Government %	73,18
Corporate %	17,45
Securitized %	0,00
Municipal %	0,00
Cash & Equivalent %	9,37
Derivative %	0,00

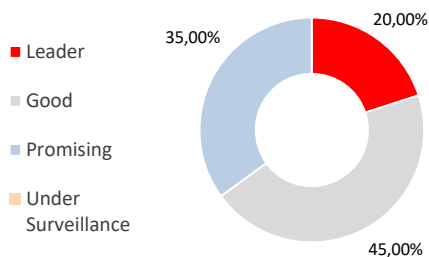
<b>Equity Region Americas %</b>	<b>0,00</b>
Equity Country United States	0,00
Equity Country Canada	0,00
Equity Region Latin America	0,00
<b>Equity Region Greater Europe %</b>	<b>96,56</b>
Equity Country United Kingdom	4,44
Equity Region Eurozone	78,00
Equity Region Europe ex-euro	14,12
Equity Region Europe emrg	0,00
Equity Region Africa	0,00
Equity Region Middle East	0,00
<b>Equity Region Greater Asia %</b>	<b>3,44</b>
Equity Country Japan	0,00
Equity Region Australasia	0,00
Equity Region Asia dev	3,44
Equity Region Asia emrg	0,00

**Key Information**

Management Company	Mapfre Asset Management SGIIC	NAV (Mo-End)	10,80 €	Minimum Investment (Base Currency)	10 €
Inception Date	07/12/2018	Fund Size	182.501.454,00 €	Max Management Fee	1,50%
Domicile	Luxembourg	Portfolio Currency	Euro	Portfolio Managers	David Iturralde; Manuel Rodríguez; Patrick Nielsen
Firm Name	Waystone Management Company (Lux) S.A.	Distribution Status	Acc	Advisor	Stéphane Prévost
UCITS	Yes	ISIN	LU1860585428		

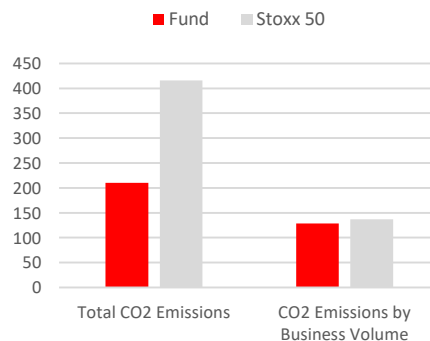
This document is for commercial purposes only and is provided for informative purposes and is not an offer, invitation or encouragement for sale, purchase or subscription of securities, nor its content will be the basis of any contract, commitment or decision of any kind. This document does not replace the mandatory legal information that should be consulted prior to any investment decision; the legal information prevails in case of any discrepancy. This information brochure is available to the public at www.mdo-manco.com. The information contained in this document has a validity of the date that appears in the factsheet, so it may suffer changes as a result of the fluctuation of the markets. References to past performance is not an indicator of future performance.

**Private Issuers Equities & Fixed Income CO2 Emissions**



Coverage Rate: 100% of Net Asset  
Exclusion Rate: 27.80% (Proportion of discarded issuers over total analyzed)

**CO2 Emissions**



CO2 Emissions Unit of Measure: Millions of Tons  
Source: L'Empreinte Ecosociale®, La Financière Responsable  
Response Rate: 100%

**Public Issuers ESG Scoring**

Countries/Criteria	Environmental Scoring (maximum 100)	Level (maximum 3)
France	80	1
Italy	71	1
Portugal	67	1
Spain	74,3	1

Source: MAPFRE AM, World Bank & OCDE

\*Criteria adopted: Education, Health, Military and Public Costs, as well as an Environmental Scoring (Environmental Performance Index, EPI)

**ESG Indicator**



The percentage of companies in which the investment fund invests in, in which the functions of President of the Board and CEO are developed by different people, is: **81.7%**. For the Stoxx Europe 50 index, this figure rises to **80%**.

Response Rate: 100%

